

# Creating a safe school community for students

Facilitated by Katrina Bartholomew.

**Message about self-care:** Learning about student protection can elicit emotional responses. Should you experience any emotional discomfort as a result of participating in this session, take a break and seek assistance from:

- me or another member of the school leadership team, or
- another Student Protection Contact for the school.



**Student protection is  
everyone's  
responsibility**



Reflection: How does your family role model safety and security to your child/ren?

- BCE's *Student Protection Processes and Guidelines*
- what to do if you are worried about the safety and/or well-being of a student
- who to talk to in the school if you are worried
- what happens after you tell someone about your worries
- what you can do as a parent or carer to keep your child/ren safe and protected.




**What is  
student protection?**





**Parents, carers or family members or other persons in the community**




**A BCE staff member or volunteer**



**Another student enrolled at the school**



**The student themselves**



Reflection: Have you spoken to your child/ren about who they can talk to when they have a worry?

Examples:

- hitting, shaking and/or using an implement to cause physical harm to a child
- criticism and/or belittling of a child
- violence towards another in the household
- involving and/or exposing a child to sexual activity
- lack of food, medical attention and/or adequate supervision.



Reflection: What behaviours can you identify that may cause a student to feel unsafe?

## Examples:

- inappropriate use of physical interventions
- unreasonably refusing biological necessities
- shaming or criticising a student
- intimidating students
- engaging in a relationship with a student that is, or could be seen as, personal rather than professional
- communicating with a student (by email, phone or any other means) for any reason other than an appropriate educational reason
- swearing at a student.



Reflection: How can you become aware of behaviours that may be inappropriate towards your child/ren?






**Belong.  
Achieve. Grow.**

[Enrol now](#)



**Student Voice**



**Belong.  
Achieve. Grow.**

[Enrol now](#)

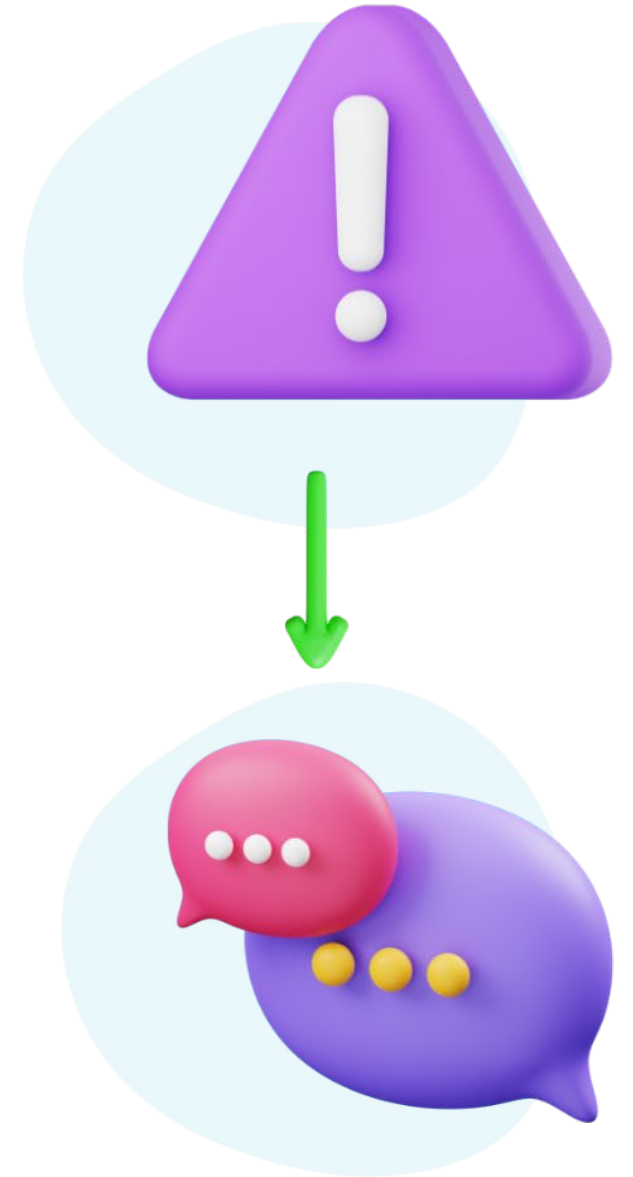


**Work with us**

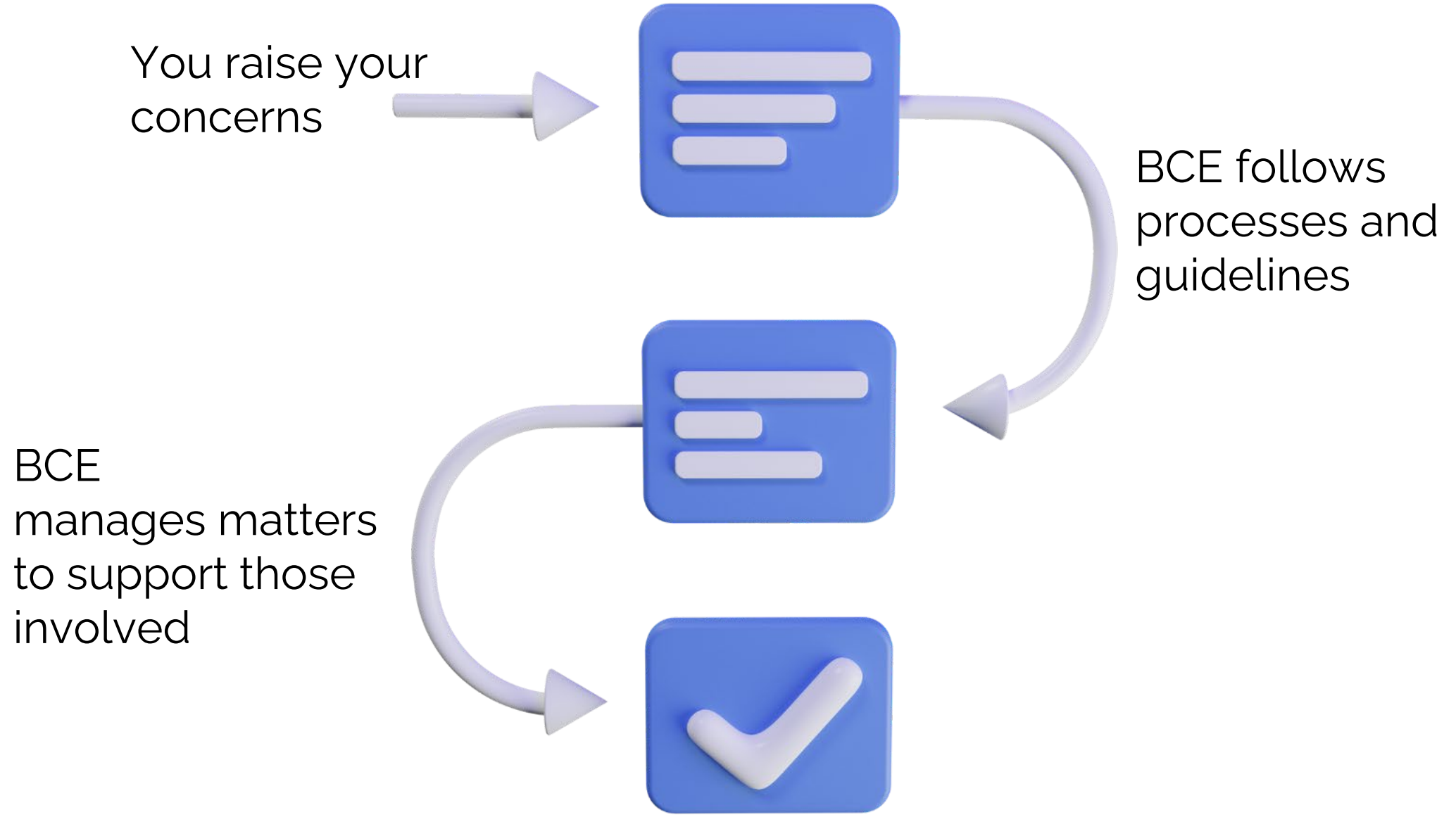
If you are worried about your child or another student, tell the:

- Principal\*
- Student Protection Contact
- If you don't feel comfortable approaching me, or your concerns are about me, you can talk to the other Student Protection Contact at our school.

\*There is always a minimum of two Student Protection Contacts in a school and the Principal is always one of them.



# What happens after I share my worries?



# How will the school respond?




- ➔ Determine the student's immediate safety
- ➔ Gather further information
- ➔ Provide ongoing monitoring and support
- ➔ Make referrals to appropriate support services
- ➔ Report to authorities where appropriate


## How will the school respond?

- ➔ Immediate supports for the student are identified
- ➔ Concerns are reported as required by the Student Protection Processes
- ➔ The Principal gathers additional information about the concern
- ➔ The Principal determines the appropriate process and actions required
- ➔ A response from the staff member involved is obtained as part of the process
- ➔ The Principal or Head of People and Culture determines the appropriate outcome
- ➔ The Principal coordinates ongoing supports and strategies
- ➔ The Principal advises parents and carers of the completion of the process



An adult's success in life is linked to their experiences of safety and well-being as a child.





What might be some of the impacts of not protecting students, for students and their families?

Why might some find it challenging to raise concerns about a student's safety?



**Any student protection matter must remain highly confidential**, should never become a topic of gossip and should never be spoken about freely with others.

Confidentiality demonstrates **respect** for the **dignity and privacy** of the people involved.





What questions  
do you have so far?



## Toolkit for parents and carers

### How might I...?

Educate myself as a parent/carer around keeping my child/ren safe online?

Learn about the warning signs of online grooming, how to protect my child and what to do if I'm worried about a child?

Start a general conversation with my child about tricky or personal subjects?

Access tips and scripts about how to talk to my child/ren about personal safety?

Learn about how to talk to my children about their rights or what to do if those rights are violated?

Find information to support me as a parent across all areas of mental health and wellbeing?



**Reflection:** You can access the toolkit on the parent portal. How might you use these tools in your home?

Support services



## Support

---

Your school Principal,  
The Student Protection  
Contacts

---

*Student Protection  
Processes and Guidelines*  
and Brisbane Catholic  
Education's *Code of  
Conduct*

---

## How it will help you

---

Speak to any of these people for  
support and guidance.

---

Helps you understand what is  
expected of Brisbane Catholic  
Education's staff when it comes to  
student protection and staff conduct  
and behaviour.

---





*"There is no trust more sacred than the one the world holds with children. There is no duty more important than ensuring their rights are respected, that their welfare is protected, that their lives are free from fear and want and that they grow up in peace"*

Kofi Annan